



Accessing Your Grower Reports Online



www.growerdirectnut.com

Overview

- The grower portal is available for growers and hullers to access their production reports for current and previous crop years.
- From the company website, you can access the grower portal and log in to your account to view and print production reports as needed.
- Your email address is required to access the grower portal. If an e-mail was not provided with your contract or has been changed, please contact Grower Relations at (209) 883-4890 for further assistance.
- Once Grower Relations receives your contract with an e-mail address, an account will be set up for you. A password will be sent to your e-mail. To log in, follow the steps on the next page.
- These instructions will help you navigate the website successfully.




Accessing the website

- Go to www.growerdirectnut.com
- At the top right, select Grower Portal
- A new screen will appear.




Example




Accessing the Grower Portal

- Enter your e-mail address in the User Name box.
- Copy the password from the e-mail that was sent to you from support@growerdirectnut.com and paste it in the Password box.
**If you did not receive an e-mail in your inbox, check your spam/junk folders.*
- Click Log In
- Contact Grower Relations (209) 883-4890 for further assistance or a new e-mail.



Example



Enter your e-mail address and the password that was sent to your e-mail.

→ User Name
→ Password

[Change Password](#)

[Forgot Password](#)



Portal Home Menu

- Once logged in, you will see a list of production reports available to you. The following pages will explain the details of each report with images.
- You can also change your password from this window.



Grower Direct Nut Company - Grower Reporting

Logged in as lesliex > Home [Log Out](#)

Reports

- [Receipts By Grower \(119\)](#)
- [Receipts By Ship Date \(114\)](#)
- [Shiplots Last Year by Grower \(136\)](#)
- [Shiplots This Year by Grower \(136\)](#)
- [Summary Shiplots by Grower \(105\)](#)

User Account Tools

- [Edit User Information](#)
- [Change Password](#) ←

Home www.GrowerDirectNut.com Copyright © 2009-2023 Mitten Software, Inc.

Grower by Receipts (119 Report)

- This report will show you details by grower/field/variety.



Grower Direct Nut Co.

Walnut Grower Receipts by Grower / Field / Variety

Page 1

Report 119.3

Crop Year: 2022

Huller:

Run: 1/01/2023 12:00PM

Grower: GROWER NAME

Contract: 0000

Field Rep:

County:

Ship Lot	Date	Delivered Weight	Yield	Yield Weight	Size			Merchantable					Inshell Defects				Culls					Serious Stain					
					Jumbo	Large	Medium	Baby PeelWee	Prem	Light	LtAmb	Amber	Black	Total	Ad Hull	Stain	Splits	Broke	Insect	Rancid	Mold		Shv	Other	Blow	Total	
Field Name: LOT 1																											
Variety: CHANDLER																											
68414	10/21/2022	9,540	46.1%	4,398	88.0%	8.0%	4.0%	0.0%	0.0%	0.0%	72.0%	20.0%	6.0%	0.0%	98.0%	0.0%	0.0%	0.0%	0.0%	0.0%	0.0%	2.0%	0.0%	0.0%	2.0%	0.0%	
Total Variety CHANDLER		9,540	46.1%	4,398	88.0%	8.0%	4.0%	0.0%	0.0%	0.0%	72.0%	20.0%	6.0%	0.0%	98.0%	0.0%	0.0%	0.0%	0.0%	0.0%	0.0%	2.0%	0.0%	0.0%	2.0%	0.0%	
Total Field: LOT 1		9,540	46.1%	4,398	88.0%	8.0%	4.0%	0.0%	0.0%	0.0%	72.0%	20.0%	6.0%	0.0%	98.0%	0.0%	0.0%	0.0%	0.0%	0.0%	0.0%	2.0%	0.0%	0.0%	2.0%	0.0%	
Field Name: LOT 2																											
Variety: IVANHOE																											
66736	9/25/2022	60,260	48.0%	28,925	88.0%	3.0%	0.0%	0.0%	0.0%	0.0%	28.0%	37.0%	20.0%	1.0%	86.0%	9.0%	0.0%	0.0%	0.0%	4.0%	8.0%	2.0%	0.0%	0.0%	14.0%	4.0%	
66742	9/25/2022	25,420	45.2%	11,490	87.0%	5.0%	3.0%	0.0%	0.0%	0.0%	25.0%	41.0%	11.0%	0.0%	77.0%	1.0%	0.0%	2.0%	2.0%	1.0%	2.0%	14.0%	3.0%	3.0%	0.0%	23.0%	3.0%
Total Variety IVANHOE		85,680	47.2%	40,415	87.7%	3.6%	0.9%	0.0%	0.0%	0.0%	27.1%	38.2%	17.3%	0.0%	83.3%	6.6%	0.0%	0.6%	0.6%	0.3%	3.4%	9.8%	2.3%	0.9%	0.0%	16.7%	3.7%
Total Field: LOT 2		85,680	47.2%	40,415	87.7%	3.6%	0.9%	0.0%	0.0%	0.0%	27.1%	38.2%	17.3%	0.0%	83.3%	6.6%	0.0%	0.6%	0.6%	0.3%	3.4%	9.8%	2.3%	0.9%	0.0%	16.7%	3.7%
Total Contract		95,220	47.1%	44,813	87.7%	4.0%	1.2%	0.0%	0.0%	0.0%	31.6%	36.4%	16.2%	0.0%	84.8%	6.0%	0.0%	0.5%	0.5%	0.3%	3.1%	8.8%	2.3%	0.8%	0.0%	15.2%	3.3%
Grand Totals		95,220	47.1%	44,813	87.7%	4.0%	1.2%	0.0%	0.0%	0.0%	31.6%	36.4%	16.2%	0.0%	84.8%	6.0%	0.0%	0.5%	0.5%	0.3%	3.1%	8.8%	2.3%	0.8%	0.0%	15.2%	3.3%

Variety Summary

Total Variety CHANDLER	9,540	46.1%	4,398	88.0%	8.0%	4.0%	0.0%	0.0%	0.0%	72.0%	20.0%	6.0%	0.0%	98.0%	0.0%	0.0%	0.0%	0.0%	0.0%	0.0%	2.0%	0.0%	0.0%	2.0%	0.0%	
Total Variety IVANHOE	85,680	47.2%	40,415	87.7%	3.6%	0.9%	0.0%	0.0%	0.0%	27.1%	38.2%	17.3%	0.0%	83.3%	6.6%	0.0%	0.6%	0.6%	0.3%	3.4%	9.8%	2.3%	0.9%	0.0%	16.7%	3.7%

Receipts By Ship Date (114 Report)

- This report will show you load details by day.
- Loads that have not been graded yet will show 0% yield and grading details.
- Please give the system time to update every evening. We suggest viewing this report each morning to see most recent loads delivered.



Grower Direct

Report 114.1

Crop Year:2022

Walnut Grower Receipts by Ship Date


Page: 1
1/01/2023 12:00PM

* Includes uninspected shipments

Grower	Ship Lot	Weight		Delivered	Yield	Size					Merchantable					Inshell Defects					Culls						
		Cert.	Var			Weigh	Jumbo	Large	Medium	Baby	PeeWee	Prem	Light	Lt.Amb	Amber	Black	Total	StkTght	Stain	Crkd	OthVar	Total	Worm	Mold	Shrv	Misc	Rancid
<i>Ship Date: 9/25/2022</i>																											
GROWER NAME	66736	66736	IVH	60,260	48.0%	88.0%	3.0%	0.0%	0.0%	0.0%	0.0%	28.0%	37.0%	20.0%	0.0%	86.0%	9.0%	0.0%	0.0%	0.0%	9.0%	0.0%	8.0%	2.0%	0.0%	4.0%	14.0%
GROWER NAME	66742	66742	IVH	25,420	45.2%	87.0%	5.0%	3.0%	0.0%	0.0%	0.0%	25.0%	41.0%	11.0%	0.0%	77.0%	1.0%	0.0%	2.0%	0.0%	5.0%	1.0%	14.0%	3.0%	3.0%	2.0%	23.0%
<i>Ship Date: 10/21/2022</i>																											
GROWER NAME	68414	68414	CHA	9,540	46.1%	88.0%	8.0%	4.0%	0.0%	0.0%	0.0%	72.0%	20.0%	6.0%	0.0%	98.0%	0.0%	0.0%	0.0%	0.0%	0.0%	0.0%	0.0%	2.0%	0.0%	0.0%	2.0%
Grand Totals				95,220	47.1%	87.7%	4.0%	1.2%	0.0%	0.0%	0.0%	31.6%	36.4%	16.2%	0.0%	84.8%	6.0%	0.0%	0.5%	0.0%	7.0%	0.3%	8.8%	2.3%	0.8%	3.1%	15.2%

Shiplots This Year by Grower (136)

- This report is the Inspection Statement of Findings.
**Also referred to as grading details.*
- To view each ship lot's findings, click on the report link from the home menu page.
- Then select "View Report" for each ship lot to see grading details.
- To request a re-grade, send an e-mail to growers@gdnut.com including the ship lot(s) numbers, and concern or call Grower Relations at (209) 883-4890.
- Please send in your requests as early as possible after grading results are posted.



Grower Direct Nut Company - Grower Reporting

Logged in as lesliex > [Home](#) > Web List [Log Out](#)

Shiplots This Year by Grower (136) [Filters](#) Search none

First | Previous | [Next](#) | Last [Print](#)

Report	Ship Lot	Grower	Ship Date	Contract No	Comm	Style	Pounds	Rep	Handler	Crop Yr
View Report	66736	GROWER NAME	2022-09-25		WAL	NIS	60260		HULLER NAME	2022
View Report	66742	GROWER NAME	2022-09-25		WAL	NIS	25420		HULLER NAME	2022
View Report	68414	GROWER NAME	2022-10-21		WAL	NIS	9540		HULLER NAME	2022

First | Previous | [Next](#) | Last [Print](#)

Home www.GrowerDirectNut.com Copyright © 2009-2023 Mitten Software, Inc.

Select →



Shiplots This Year by Grower (136) continued...

- A new window will open in PDF format to display the Inspection Statement of Findings Report, including sample images.

Grower Direct Nut Co. Inc. Statement of Findings Incoming Walnut Inspection

Inspection Location Hughson Date 09/27/2022
 Handler Name Grower Direct Contract _____
 Grower Name Grower Name Lot Number 66736
 Grower Address _____
 Variety Submitted IVANHOE W/C No. 66736
 Type & Number of Containers BULK 0 Net Weight 80,280

Step 1 - External

Sample Size: 100 Walnuts

Net Wt. 100 Inshell 1,257.8

Size		
Jumbo:	88	88.00%
Large:	3	3.00%
Medium:	0	0.00%
Baby:	0	0.00%
PeeWee:	0	0.00%

Defects		
Adhering Hull:	9	9.00%
Broken:	0	0.00%

Step 2 - Kernel

Sample Size: 100 Walnuts

Serious Defects		
Insect	0	0.00%
Rancid:	4	4.00%
Mold:	8	8.00%
Shrival:	2	2.00%
Other:	0	0.00%
Blows:	0	0.00%
Total:	14	14.00%

Color		
Premium:	0	0.00%
Light:	28	28.00%
Lt Amber:	37	37.00%
Amber:	20	20.00%
Black:	1	1.00%
Total:	86	86.00%

Step 3 - Totals

Net Weights Only

Net Wt. 100 Inshell 1,257.8 Grams
 Edible Weight: 604.2 Grams
 Defect Weight: 88.7 Grams
 Total Kernel Weight: 692.9 Grams
 Edible Yield: 48.0%

Moisture % 6.80%
 Other Varieties Included 0.00%
 Serious Stain 4.00%
 Remarks



This Analysis was made on a sample submitted basis.

Summary Shiplots by Grower (105)

- This report details grower receipts by huller.



Grower Direct

Report 105.5

Grower Receipts Detail by Huller

Page: 1

Run:

Huller: Huller Name

Ship Lot Nbr	Manifest Nbr	Style	Date	Net Wt. Delivered	Moisture Percent
Grower: Grower Name			Contract No:		
Variety: CHANDLER					
68414	15725	NIS	10/21/2022	9,540	6.30%
Total	CHANDLER			9,540	
Variety: IVANHOE					
66736	14851	NIS	9/25/2022	60,260	6.80%
66742	14853	NIS	9/25/2022	25,420	5.80%
Total	IVANHOE			85,680	
Contract TOTALS				95,220	

Thank You



We hope these instructions help make your website visits hassle free. Please note that we will also mail/email statements and inspections with your payments.

If you have trouble logging in, please contact Grower Relations at **(209) 883-4890** or e-mail us at growers@gdnut.com.

To continue improving, we value any feedback, comments, or suggestions you may have.

THANK YOU!